

Analysis of Uracil and Cytosine

Keywords:

HILIC, uracil, cytosine, bioanalysis, UV, iHILIC-Fusion

Test Conditions:

Column: **iHILIC®-Fusion**
100 x 2.1 mm, 3.5 µm, 100 Å, #80175

Part No.: **110.102.0310**

Mobile phase: 80/20 (v/v), Acetonitrile/25 mM Ammonium Formate, pH 6.8

Flow rate: 0.1 mL/min

Back pressure: 43 bar

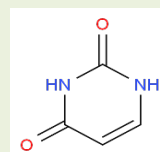
Temperature: Ambient

Injection volume: 2 µL

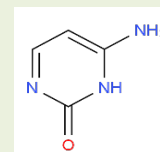
Sample: Naphthalene (15 µg/mL); Uracil (7.5 µg/mL); Cytosine (15 µg/mL)

Sample diluent: Mobile phase

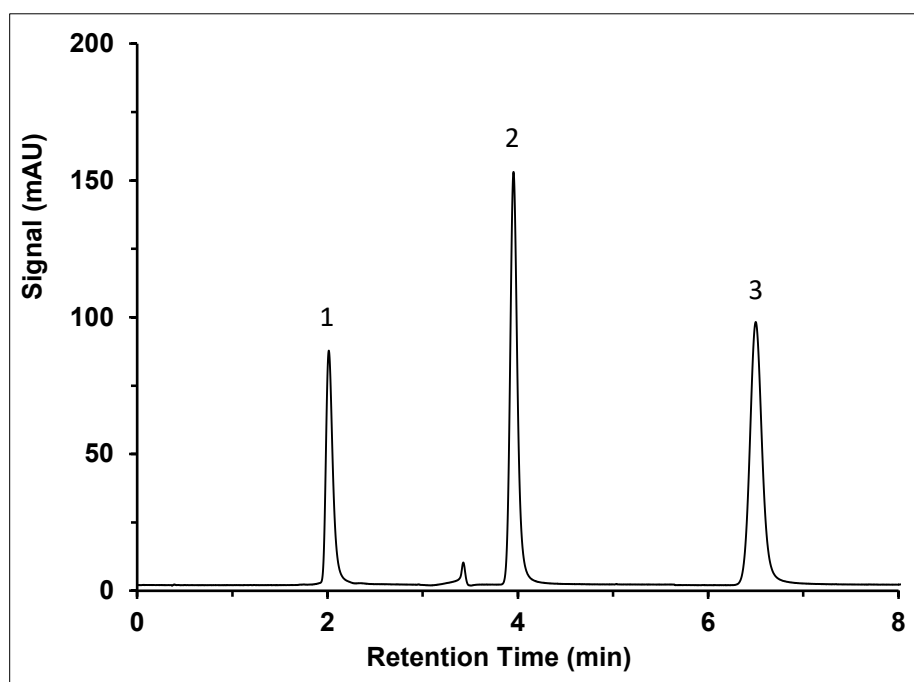
Detection: UV at 254 nm

Compounds:

Uracil



Cytosine

**Peak:**

1. Naphthalene
2. Uracil
3. Cytosine